


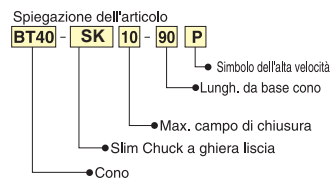
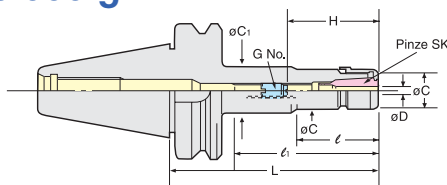
Slim Chuck per alta velocità, con ghiera liscia BT e IT



BT - IT STANDARD



■ Bilanciamento a G2.5
Max. 40.000 giri



SK-P

CONO	Articolo L	D	L	ℓ	ℓ ₁	C	C ₁	H	G-Art	Peso (kg)	Max giri/min	Pinze	
30	BT30-SK 6C- 80 P	0.7-6.0	60	33	33	19.5	19.5	21~35	SKG-8	0.7	40.000	SK 6P	
	- 90 P		90	56	65					0.7			
	-120 P		120	62	95					0.8			
	-SK10C- 45 P	1.75~10.0	45	22	22	27.5	27.5	30~50	SKG-25	0.8			
	- 60 P		60	35	35					0.9			
	- 75 P		75	50	50					1.0			
	- 90 P	90	65	65	1.0								
	-120 P	120	95	95	1.1								
	NOVITÀ -SK13C- 60 P	2.75~13.0	60	35	35	33	33	31~50	SKG-15	1.0		30.000	SK 13P
	- 75 P		75	50	50					1.1			
	- 90 P		90	65	65					1.1			
	-120 P	120	95	95	1.2								
	-SK16C- 60 P	2.75~16.0	60	37	37	40	40	45~60	SKG-12L	1.1		SK 16P	
	- 75 P		75	52	52					1.2			
	- 90 P		90	67	67					1.2			
-120 P	120	97	97	1.3									
40	IT/BT40-SK 6C- 60 P	0.7-6.0	60	30	30	19.5	19.5	21~35	SKG-8	1.0	30.000	SK 6P	
	- 90 P		90	51	60		32			1.1			
	-120 P		120	60	90		25			1.4			
	-SK10C- 60 P	1.75~10.0	60	32	32	27.5	27.5	30~50	SKG-12L	1.1			
	- 75 P		75	45	45					1.2			
	- 90 P		90	48	60					1.2			
	-120 P	120	90	90	1.4								
	-150 P	150	73	118	1.6								
	-180 P	180	148	148	1.6								
	NOVITÀ -SK13C- 60 P	2.75~13.0	60	28	28	33	33	31~65	SKG-15	1.2		SK 13P	
	- 75 P		75	43	43					1.3			
	- 90 P		90	58	58					1.4			
	-120 P	120	88	88	1.6								
	-150 P	150	118	118	1.8								
	-180 P	180	148	148	1.8								
	-SK16C- 60 P	2.75~16.0	60	32	32	40	40	50~65	SKG-18S	1.3		25.000	SK 16P
	- 75 P		75	43	43			40~67		1.4			
	- 90 P		90	58	58			1.5					
	-120 P	120	88	88	1.7								
	-150 P	150	118	118	1.9								
	-180 P	180	148	148	2.0								
NOVITÀ -SK20C- 60 P	4.0~20.0	60	32	32	48.5	48.5	47~60	SKG-22	1.3	SK 20P			
- 75 P		75	45	45			47~70		1.4				
- 90 P		90	60	60			47~80		1.6				
-120 P	120	90	90	2.0									
solo BT -SK25C- 75 P*	16.0~25.4	75	47	47	55	55	55~75	SKG-12	1.7	SK 25P			
- 90 P		90	61	61			55~86		1.8				
-120 P		120	91	91			2.0						
50	IT/BT50-SK 6C-105 P	0.7-6.0	105	55	64	19.5	32	21~35	SKG-8	3.8	20.000	SK 6P	
	-135 P		135	60	92		30			3.9			
	-165 P		165	114	146		4.0						
	-195 P	195	146	146	4.2								
	-SK10C-105 P	1.75~10.0	105	57	57	27.5	27.5	30~50	SKG-12L	4.2			
	-135 P		135	70	92					4.4			
	-165 P		165	114	146					4.6			
	-195 P	195	146	146	4.8								
	-225 P	225	178	178	5.0								
	NOVITÀ -SK13C-105 P	2.75~13.0	105	62	62	33	33	31~65	SKG-15	4.5		SK 13P	
	-135 P		135	92	92					4.7			
	-165 P		165	122	122					4.9			
	-195 P	195	152	152	5.2								
	-SK16C-105 P	2.75~16.0	105	62	62	40	40	40~70	SKG-18L	4.7		SK 16P	
	solo BT -135 P*		135	92	92					50			4.9
	-165 P		165	122	122					52			5.1
	-195 P	195	152	152	5.5								
	NOVITÀ -SK20C-105 P	4.0~20.0	105	62	62	48.5	48.5	47~80	SKG-22	4.3		SK 20P	
	-135 P		135	92	92					4.6			
	-165 P		165	122	122					5.0			
	-SK25C-105 P	16.0~25.4	105	62	62	55	55	50~85	SKG-28	5.2		SK 25P	
solo BT -135 P*	135		92	92	5.4								
-165 P	165		122	122	5.6								
-195 P	195	152	152	6.0									

* Per le ghiera vedi pag. 33. *Per cappucci, viti, pinze ecc. vedi pag. 37, 41, 42. * Chiave GH - facile e conveniente, vedi pag. 31.

