



Bussole cilindriche standard



KM

Tipo	L	Bussole KM Articolo
(KM12)	40	KM12-2, 3, 4, 5, 6, 7, 8, 9, 10
(KM16)	47.5	KM16-2, 3, 4, 5, 6, 7, 8, 9, 10, 11, 12
(KM20)	53	KM20-2, 3, 4, 5, 6, 7, 8, 9, 10, 11, 12, 13, 14, 15, 16
(KM22)	57	KM22-2, 3, 4, 5, 6, 7, 8, 9, 10, 11, 12, 13, 14, 15, 16, 17, 18, 19, 20
(KM25)	59	KM25-3, 4, 5, 6, 7, 8, 9, 10, 11, 12, 13, 14, 15, 16, 17, 18, 19, 20, 21, 22
(KM32)	64.5	KM32-3, 4, 5, 6, 7, 8, 9, 10, 11, 12, 13, 14, 15, 16, 17, 18, 19, 20, 21, 22, 23, 24, 25, 26
(KM42)	73 (78)	KM42-3, 4, 5, 6, 7, 8, 9, 10, 11, 12, 13, 14, 15, 16, 17, 18, 19, 20, 21, 22, 23, 24, 25, 26, 27, 28, 29, 30, 31, 32



NK

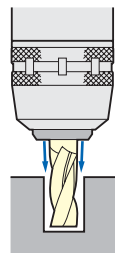
Tipo	L	L1	Bussole NK Articolo
(NK20)	63	20-40	NK20-3, 4, 5, 6, 7, 8, 9, 10, 11, 12, 13, 14, 15, 16
(NK22)	70	30-50	NK22-3, 4, 5, 6, 7, 8, 9, 10, 11, 12, 13, 14, 15, 16, 17, 18
(NK25)	68	30-55	NK25-3, 4, 5, 6, 7, 8, 9, 10, 11, 12, 13, 14, 15, 16, 17, 18, 19, 20, 21, 22
(NK32)	75	30-60	NK32-3, 4, 5, 6, 7, 8, 9, 10, 11, 12, 13, 14, 15, 16, 17, 18, 19, 20, 21, 22, 23, 24, 25, 26
(NK42)	85 (92)	30-65	NK42-3, 4, 5, 6, 7, 8, 9, 10, 11, 12, 13, 14, 15, 16, 17, 18, 19, 20, 21, 22, 23, 24, 25, 26, 27, 28, 29, 30, 31, 32

Bussole con possibilità di presettaggio utensile tramite la vite posteriore

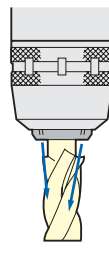
Bussole per mandrini Multi Lock per utensili normali e forati



Queste bussole possono essere montate su tutti i modelli di Multi Lock NIKKEN e servono sia per refrigerazione dal centro, che tramite flangia. Naturalmente, senza ghiera, si usano come le pinze normali KM.

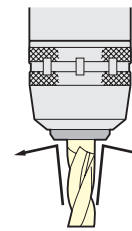
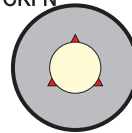


Utensili non forati in cava. Ghiera con tagli CKFN



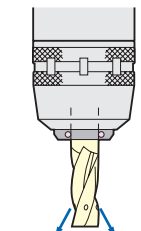
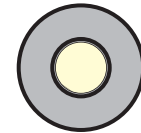
Utensili non forati con diametro superiore al ϕ . Ghiera con tagli CKFN

Ghiera con tagli per utensili non forati CKFN



Prevenzione contro polvere e trucioli. CKFN o CKFNC

Ghiera con O-ring per utensili forati CKFN-C



Utensili forati. Ghiera con O-ring CKFN-C

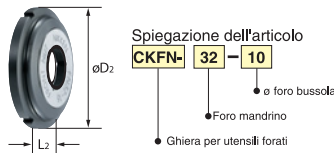
Bussola CCK, con flangia filettata, e con ghiera CKFN-C

(La ghiera e le chiavi CCKL non vengono fornite con le bussole)



Bussola CCK La fotografia rappresenta la pinza CCK + ghiera CKF

Ghiera CKFN-C per utensili forati



Spiegazione dell'articolo

CKFN- | 32 | - 10
 • ϕD_2
 • foro bussola
 • Foro mandrino
 • Ghiera per utensili forati

Tipo	Bussola	Articolo
(CCK12)	CCK12-3, 4, 5, 6, 8, 10	
(CCK16)	CCK16-3, 4, 5, 6, 8, 10, 12	
(CCK20)	CCK20-6, 8, 10, 12, 16	
(CCK25)	CCK25-6, 8, 10, 12, 16, 20	
(CCK32)	CCK32-6, 8, 10, 12, 16, 20, 25	
(CCK42)	CCK42-6, 8, 10, 12, 16, 20, 25, 32	

Bussola	ϕD_2	L ₂	Ghiera per utensili forati	Articolo
(CCK12)	19.5	7	CKFN12-C-3, 4, 5, 6, 8, 10	
(CCK16)	28.5	8	CKFN16-C-3, 4, 5, 6, 8, 10, 12	
(CCK20)	33	8	CKFN20-C-6, 8, 10, 12, 16	
(CCK25)	39	8.5	CKFN25-C-6, 8, 10, 12, 16, 20	
(CCK32)	46.5	9	CKFN32-C-6, 8, 10, 12, 16, 20, 25	
(CCK32)	43	9	CKFN32-TC-6, 8, 10, 12, 16, 20, 25	
(CCK42)	59.5	9	CKFN42-C-6, 8, 10, 12, 16, 20, 25, 32	

Ghiera	Articolo Chiave
CKFN12-(C)	CCKL12
CKFN16-(C)	CCKL16
CKFN20-(C)	CCKL20
CKFN25-(C)	CCKL25
CKFN32-(C)	CCKL32
CKFN42-(C)	CCKL42

*Le misure in grassetto indicano il modello più adatto per i mandrini ANNIVERSARY
 *Il gambo utensile deve essere in tolleranza h6-h7

Ghiera CKFN con tagli per uscita refrigerante parallela all'utensile non forato

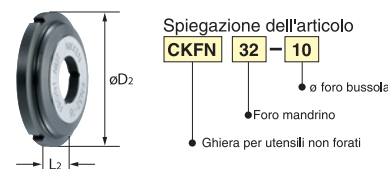
Ghiera per adduzione refrigerazione per utensili con diametro del tagliente maggiore del gambo



CKFN25-20MN 32-25MN

È anche disponibile una serie di ghiera per refrigerazione di utensili con gambo uguale al foro mandrino

**CKFN20-20D
 CKFN25-25D
 CKFN32-32D**



Bussola	ϕD_2	L ₂	Ghiera per utensili non forati	Articolo
(CCK12)	19.5	7	CKFN12 -3, 4, 5, 6, 8, 10	
(CCK16)	28.5	8	CKFN16 -3, 4, 5, 6, 8, 10, 12	
(CCK20)	33	8	CKFN20 -6, 8, 10, 12, 16	
(CCK25)	39	8.5	CKFN25 -6, 8, 10, 12, 16, 20	
(CCK32)	46.5	9	CKFN32 -6, 8, 10, 12, 16, 20, 25	
(CCK32)	43	9	CKFN32T -6, 8, 10, 12, 16, 20, 25	
(CCK42)	59.5	9	CKFN42 -6, 8, 10, 12, 16, 20, 25, 32	

2 LOCK