



• I mandrini autocentranti con le flange * sono a fissaggio frontale con 3 bulloni (fig. 1)

■ Mandrini e relative flange

Mandrino Tavole	4"	5"	6"	7"	9"	10"	12"
CNC105	X-4B						
CNC180		X-5C*	X-6B*				
CNC202		X-5C*	X-6B*	X-7A*			
CNC260, 302			X-6F	X-7D	X-9H,X-9C*		
CNC321, 401				X-7K	X-9G	X-10D	X-12F,12G**
CNC501, 601					X-9D	X-10	X-12B
NST250		X-5B	X-6A	X-7B			
NST300			X-6A	X-7B	X-9A	X-10B	
NST450, 500				X-7G	X-9B	X-10C	X-12
5AX-130							
5AX-200 II, 250	X-4B	X-5C*	X-6B*	X-7A*			
5AX-230			X-6B*	X-7A*	X-9F		
5AX-350				X-7D	X-9C	X-10A	X-12D
NSVZ180			X-6E				
NSVZ300			X-6A	X-7B	X-9A	X-10B	
NSVX400				X-7D	X-9C	X-10A	X-12C

La flangia con ** è utilizzata con le tavole ø400.

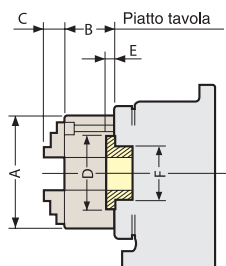


Fig.1

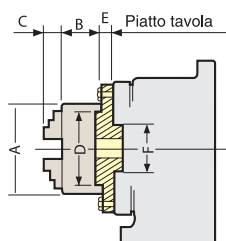
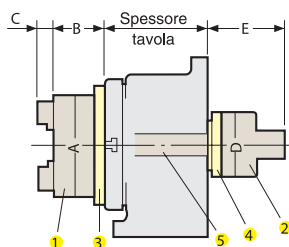


Fig.2

■ Dimensioni dei mandrini e delle flange

Dimens. e art. mandrino	Flangia articolo	A	B	C	D	E	F	Fig. No.	
4"	X-4B	110	60	19	80	13	60	2	
	X-5B	130	61	23	100	16	60	2	
X-5C*	4					60	1		
6"	X-6*	165	68	40	130	4	50	1	
	X-6A					16	60	2	
	X-6B*					4	60	1	
	X-6E					15	60	2	
7"	X-7A*	192	77	43	155	4	60	1	
	X-7B					16	60	2	
	X-7C*					4	50	1	
	X-7D					16	80	2	
	X-7G					18	75	2	
9"	X-7K	233	85	52	190	16	105	2	
	X-9A, 9B, -9C, 9G,					18	60,75 80,105	2	
	X-9D, 9F						20	130,60	2
	X-9E						25	60	2
10"	X-10,10A -10C,10D	273	87	55	230	20	130,80 75,105	2	
	X-10B					25	60	2	
	12"					X-12,12B -12C,12G	310	92	57
X-12D,12F		25	80,105	2					

★ La distanza tra piatto tavola e griffe è: [shaded box]:B+C Altre: E+B+C



- 1 Mandrino idraulico
- 2 Pistone rotante
- 3 Flangia di adattamento
- 4 Flangia di adattamento del pistone rotante
- 5 Tirante di trazione

■ Mandrini idraulici e pistoni rotanti

Dimens. mandrino	Flangia articolo	Pistone rotante art.	A	B	C	D	E	ø tavola
4"	HOIMA-4	HH4C-80	110	70	27	115	215	ø 100
		HO5CH-100				130	220	
5"	HOIMA-5	HH4C-80	135	70	27	115	215	ø 150
		HO5CH-150				186	235	
6"	HOIMA-6	HH4C-100	165	94	43	135	240	ø 180
		HO5CH-175				210	240	
8"	HOIMA-8	HH4C-125	210	110	43	160	250	ø 250
		HO5CH-250				290	295	
10"	HOIMA-10	HH4C-125	254	120	43	160	250	ø 300
		HO5CH-300				340	310	
		12"				HOIMA-12	HH4C-140	
HO5CH-300	340		310					