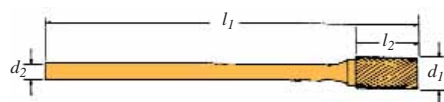



Lunghezze speciali sino a 450 mm.



Extra lunghe




## CILINDRICA




Art.	Ø d <sub>1</sub> mm	Ø d <sub>2</sub> mm	l <sub>1</sub> mm	l <sub>2</sub> mm	Euro Tipo tagliente	
					6 DT	3 TP
SA-1ML6	6	6	12,7	162	<b>13,10</b>	<b>13,10</b>
SA-3ML6	9,5	6	19	169	<b>18,40</b>	<b>18,40</b>
SA-5ML6	12,7	6	25	175	<b>28,80</b>	<b>28,80</b>

## CILINDRICA con testa sferica



Art.	Ø d <sub>1</sub> mm	Ø d <sub>2</sub> mm	l <sub>1</sub> mm	l <sub>2</sub> mm	Euro Tipo tagliente	
					6 DT	3 TP
SC-1ML6	6	6	12,7	162	<b>15,20</b>	<b>15,20</b>
SC-3ML6	9,5	6	19	169	<b>20,50</b>	<b>20,50</b>
SC-5ML6	12,7	6	25	175	<b>32,30</b>	<b>32,30</b>

## A PINO con testa raggiata




Art.	Ø d <sub>1</sub> mm	Ø d <sub>2</sub> mm	l <sub>1</sub> mm	l <sub>2</sub> mm	Euro Tipo tagliente	
					6 DT	3 TP
SF-1ML6	6	6	12,7	162	<b>16,00</b>	<b>16,00</b>
SF-3ML6	9,5	6	19	169	<b>20,20</b>	<b>20,20</b>
SF-5ML6	12,7	6	25	175	<b>29,70</b>	<b>29,70</b>

## A PINO con testa a punta



Art.	Ø d <sub>1</sub> mm	Ø d <sub>2</sub> mm	l <sub>1</sub> mm	l <sub>2</sub> mm	Euro Tipo tagliente	
					6 DT	3 TP
SG-1ML6	6	6	12,7	162	<b>16,00</b>	<b>16,00</b>
SG-3ML6	9,5	6	19	169	<b>21,30</b>	<b>21,30</b>
SG-5ML6	12,7	6	25	175	<b>29,30</b>	<b>29,30</b>

## SFERICA




Art.	Ø d <sub>1</sub> mm	Ø d <sub>2</sub> mm	l <sub>1</sub> mm	l <sub>2</sub> mm	Euro Tipo tagliente	
					6 DT	3 TP
SD-1ML6	6	6	5	155	<b>14,00</b>	<b>14,00</b>
SD-3ML6	9,5	6	8	158	<b>16,90</b>	<b>16,90</b>
SD-5ML6	12,7	6	11	161	<b>22,80</b>	<b>22,80</b>

## A FIAMMA



Art.	Ø d <sub>1</sub> mm	Ø d <sub>2</sub> mm	l <sub>1</sub> mm	l <sub>2</sub> mm	Euro Tipo tagliente	
					6 DT	3 TP
SH-2ML6	8	6	19	169	<b>21,10</b>	<b>21,10</b>
SH-5ML6	12,7	6	32	182	<b>43,00</b>	<b>43,00</b>

## OVALE



Art.	Ø d <sub>1</sub> mm	Ø d <sub>2</sub> mm	l <sub>1</sub> mm	l <sub>2</sub> mm	Euro Tipo tagliente	
					6 DT	3 TP
SE-1ML6	6	6	9,5	160	<b>17,10</b>	<b>17,10</b>
SE-3ML6	9,5	6	16	166	<b>20,50</b>	<b>20,50</b>
SE-5ML6	12,7	6	22	172	<b>30,10</b>	<b>30,10</b>

## CONICA con testa sferica



Art.	Ø d <sub>1</sub> mm	Ø d <sub>2</sub> mm	l <sub>1</sub> mm	l <sub>2</sub> mm	Euro Tipo tagliente	
					6 DT	3 TP
SL-1ML6	6	6	16	166	<b>18,10</b>	<b>18,10</b>
SL-3ML6	9,5	6	27	177	<b>28,50</b>	<b>28,50</b>
SL-4ML6	12,7	6	28	178	<b>34,90</b>	<b>34,90</b>