
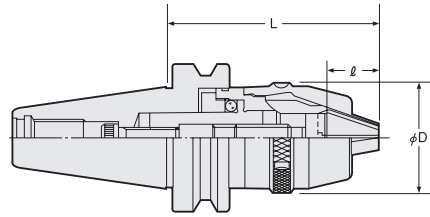
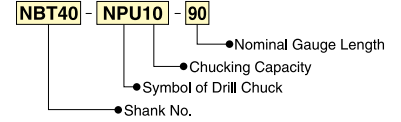


2LOCK NC DRILL CHUCK



Being given favorable reception its Compactness, High Precision & High Rigidity.

Explanation of the Code No.




l : Chucking Length
NPU 8 : 18.8mm
NPU13 : 26.5

NPU

TAPER	Code No.	Chucking Dia	D	L		Weight (kg)
				MIN.	MAX.	
No.30	NBT30-NPU 8- 70	0.3~8	38	76.5	83.5	0.7
	-NPU13- 95	1~13	48.5	102.1	113.1	1.2
No.40	NBT40-NPU 8- 70	0.3~8	38	76.5	83.5	1.2
	(NIT40) -110			115.5	122.5	1.5
	-155	160.5	167.5	1.7		
	-NPU13- 80	1~13	48.5	86.1	97.1	1.5
	-130			137.1	148.1	2.2
	-175			182.1	193.1	2.7
No.50	NBT50-NPU 8- 85	0.3~8	38	87.5	94.5	3.8
	(NIT50) -110			115.5	122.5	3.9
	-170			175.5	182.5	4.3
	-NPU13- 90	1~13	48.5	97.1	108.1	4.1
	-130			137.1	148.1	4.6
	-190			197.1	208.1	5.2

★Wrench is available as an option. **NPU 8**: NPUL- 8
NPU13: NPUL-13

2LOCK SIDE LOCK HOLDER



SLA

A TYPE (for END MILL)

Fig.1

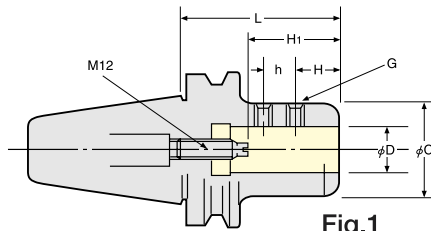


Fig.1

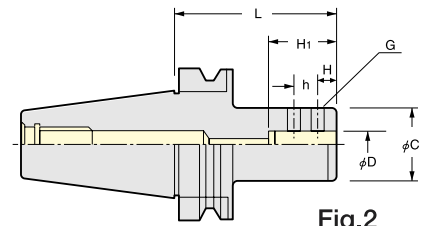
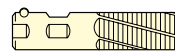


Fig.2

TAPER	Code No.	D	L	C	h	H	H ₁	G	Weight (kg)
							MIN.~MAX.		
No.30	NBT30-SLA20- 75	20	75	50	21	15	55~ 70	M14 P=1.5	1.3
No.40	NBT40-SLA20- 90	20	90	50	21	24	55~ 70	M14 P=1.5	1.8
	(NIT40) -SLA25- 90	25							1.7
	-SLA32- 90,135*	32	90,135	60	25	25		M16 P=1.5	1.9,2.3
No.50	NBT50-SLA20-105,135*	20	105,135	50	21	24	55~ 70	M14 P=1.5	4.8,5.2
	(NIT50) -SLA25-105,135*,165*	25							105,135,165
	-SLA32-105,135*,165*	32		60	25	25	65~ 80	M16 P=1.5	4.0,4.9,5.5
	-SLA42-115*,150*	42	115,150	90	32	30	85~100	M20 P=2.0	6.6,7.5

★Code No. of Side Lock Holder for Combination Shank is DM.
★The Code No. of Centre Through Coolant type is "SLOC". P.106

NBT50-DM32-120
-DM50.8-120



★* marked is available semi-standart.

B TYPE (for DRILL)

Fig.2

TAPER	Code No.	D	L	C	h	H	H ₁	G	Weight (kg)	Collet
No. 40	NBT40-SL20C- 90	20	90	50	16	12	44.5	M10	1.8	—
	-SL25C- 90	25		55	17	14	54.5	M12 P1.25	1.7	OK25
	-SL32C- 90	32		60	16	15	59.5	M12 P1.25	1.9	OK32
No. 50	NBT50-SL20C-105	20	105	50	16	12	44.5	M10	4.8	—
	-SL25C-105	25		55	17	14	54.5	M12 P1.25	4.7	OK25
	-SL32C-105	32		60	16	15	59.5	M12 P1.25	4.9	OK32
	-SL40C-105	40		88	19	18	70	M12 P1.25	5.2	OK40

★Please refer P.111 for Collet and Sleeve.

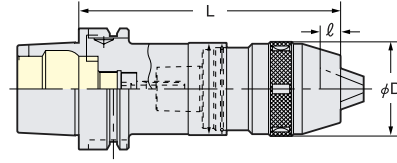
2LOCK

HSK NC DRILL CHUCK

NIKKEN



■ Compact, High Accuracy and Rigidity



l : Chucking Length
 NPU 8 : 18.8mm
 NPU13 : 26.5mm

NPU

TAPER	Code No	Chucking Length ϕ mm	D	L		Weight (kg)
				MIN.	MAX.	
HSK 40A	HSK 40A-NPU 8-114	0.3~8	38	114	121	0.8
	HSK 50A	HSK 50A-NPU 8-118	0.3~8	38	118	125
HSK 63A	-NPU13-135	1~13	48.5	135	147	1.5
	HSK 63A-NPU 8-120	0.3~8	38	120	127	1.3
HSK100A	-NPU13-135	1~13	48.5	135	147	1.9
	HSK100A-NPU 8-130	0.3~8	38	130	137	2.7
HSK100A	-NPU13-145	1~13	48.5	145	157	3.4

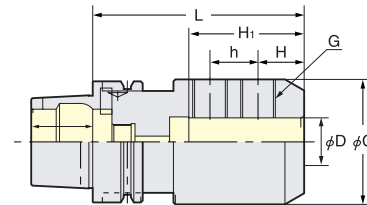
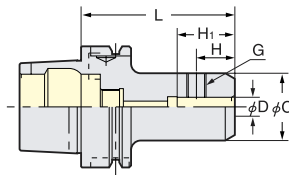
★Wrench is available as an option. The Code No. of wrench is NPU8 : NPUL-8, NPU13 : NPUL-13
 ★Centre Through Coolant (MAX. 1MPa) is available for NPU13 style only. Please add "C" at the Code No. e.g. HSK63A-NPU13C-135

HSK SIDE LOCK HOLDER

NIKKEN



■ Simple and Rigid



SL

TAPER	Code No	ϕ D	L	C	h	H	H1	G	Weight (kg)		
HSK 63A	HSK 63A-SLS 6- 80	6	80	25	-	18	25	M6	0.9		
	-SLS 8- 80	8		28			30	M8	0.9		
	-SLS10- 80	10		35			42	M10	1.0		
	-SLS12- 80	12		42		22.5	46	M12	1.2		
	-SLS16- 80	16		48		24	52	M14	1.3		
	-SLS20- 80	20		52		25	52	M16	1.4		
	-SLS25-110	25	110	65	25	24	70	M18	1.8		
	-SLS32-110	32		72	28		75	M20	2.6		
HSK100A	HSK100A-SLS 6- 80	6	80	25	-	18	25	M6	2.3		
	-SLS 8- 80	8		28			30	M8	2.3		
	-SLS10- 80	10		35			42	M10	2.4		
	-SLS12- 80	12		42		22.5	49	M12	2.6		
	-SLS16-100	16		100		48	-	24	52	M14	3.0
	-SLS20-100	20				52		25	54	M16	3.1
	-SLS25-100	25	65		25	65		M18	3.7		
	-SLS32-100	32	72	28	24	68	M20	3.9			

★JIS B4005 end mill can be gripped.
 ★The Code No. for ultra heavy duty combination shank end mill is "DM". e.g. HSK100A-DM50.8-120

